


BETON
HORMIGÓN
CONCRETE



MAPREIN
BATCHING PLANTS

TWIN-SHAFT MIXER





TWIN-SHAFT MIXER

- Belt drive unit.
- Coupling.
- Shaft seals and shaft bearings.
- Central lubrication.
- Mixing arms and blades.
- Inspection and maintenance doors.
- Hydraulic unit for actuation of the discharge gate.
- Mixer discharge.
- High-pressure cleaning system.
- Cleaning rings.

- Centralized lubrication automatic system.
- Inductive sensors on the discharge gate.
- Equipped with safety system CE.
- Plataforma for cleaning and maintenance work.



OPTIONALS

- High-pressure cleaning system for mixer.
- Cleaning rings.

DATOS TECNICOS

Model		1500	2250	3000	4500	5250	6000
Dry Batch Capacity	Lt.	1500	2250	3000	4500	5250	6000
Output Per Batch	M3.	1	1,5	2	3	3,5	4
Drive Power	Kw.	2x18,5	2x30	2x37	2x55	2x55	2x75
Mixing Arms		6	10	8	12	12	14
Scrapers Arms		4	4	4	4	4	4
Mixer Weight	Kg.	4900	7000	8500	9200	11700	12500
		De 0 a 120 mm			De 0 a 150 mm		
		32 a 80 - 30% max.			32 a 80 - 30% max.		
Aggregats Size	Mm	80 a 100 - 10% max.			80 a 100 - 10% max.		
		100 a 120 - 10% max.			100 a 150 - 10% max.		





MAPREIN

Polígono Industrial Oeste
C/ Cardenal Belluga - Parc.28/1 y 28/2
30169 San Ginés - Murcia (España)
Tél: (+34) 968 88 23 11
Fax: (+34) 968 88 20 20
info@maprein.com
www.maprein.com



UNIÓN EUROPEA
Fondo Europeo
de Desarrollo Regional
Una manera de hacer Europa